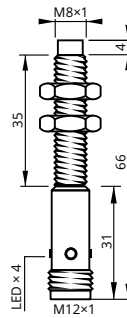


## 3-Wire 3-Leiter

unshielded  
nicht bündig  
M8x1 | 4 mm



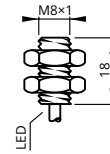
increased  
erhöht



semi-shielded  
quasi-bündig  
M8x1 | 4 mm



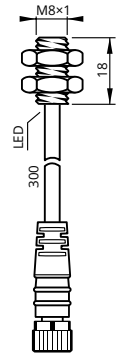
advanced  
hochentwickelt



semi-shielded  
quasi-bündig  
M8x1 | 4 mm



advanced  
hochentwickelt

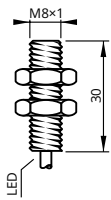


Sensing Distance	Schaltabstand	4 mm	4 mm	4 mm
Housing Size	Gehäusegröße	M8x1	M8x1	M8x1
Operating Voltage	Betriebsspannung	10...30 V <sub>DC</sub>	10...30 V <sub>DC</sub>	10...30 V <sub>DC</sub>
Reverse Polarity Protection	Verpolungsschutz	built-in integriert	built-in integriert	built-in integriert
Current Consumption	Stromverbrauch	<8 mA	<8 mA	<8 mA
Current Load Capability	Ausgangsbelastbarkeit	200 mA	200 mA	200 mA
Short Circuit Protection	Kurzschlusschutz	built-in integriert	built-in integriert	built-in integriert
Voltage Drop	Spannungsabfall	<1.5 V @ 200 mA	<1.5 V @ 200 mA	<1.5 V @ 200 mA
Switching Frequency	Schaltfrequenz	1000 Hz	500 Hz	500 Hz
Correction Factor	Korrekturfaktor	Alu 0.45 · Brs 0.50 · VA 0.85	Alu 0.45 · Brs 0.50 · VA 0.85	Alu 0.45 · Brs 0.50 · VA 0.85
Repeatability	Wiederholgenauigkeit	<1 % (S <sub>n</sub> )	<1 % (S <sub>n</sub> )	<1 % (S <sub>n</sub> )
Hysteresis	Hysteresis	3...15 %	3...15 %	3...15 %
Operating Temperature	Betriebstemperatur	-25...+75 °C	-25...+75 °C	-25...+75 °C
Protection Class	Schutzklasse	IP67	IP67	IP67
Sensing Face	Sensorfläche	SS303 Edelstahl	POM	POM
Housing Material	Gehäusewerkstoff	SS303	brass	brass
Connection	Anschluss	conn. M12 Stecker M12	PVC, ultra-flex	PUR, 300 mm, M8
Switching Indicator	Schaltanzeige	built-in integriert	built-in integriert	built-in integriert
Article Code PNP, NO	— —	INS8N4PO70-M12	INS8S4PO18-A2P	INS8S4PO18-3U8
Article Code PNP, NC	— /—	INS8N4PC70-M12	INS8S4PC18-A2P	INS8S4PC18-3U8
Article Code PNP, NO+NC	— — + — /—			
Article Code NPN, NO	— —	INS8N4NO70-M12	INS8S4NO18-A2P	INS8S4NO18-3U8
Article Code NPN, NC	— /—	INS8N4NC70-M12	INS8S4NC18-A2P	INS8S4NC18-3U8
Article Code NPN, NO+NC	— — + — /—			

semi-shielded  
quasi-bündig  
M8x1 | 4 mm



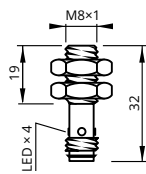
advanced  
hochentwickelt



semi-shielded  
quasi-bündig  
M8x1 | 4 mm



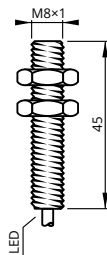
advanced  
hochentwickelt



semi-shielded  
quasi-bündig  
M8x1 | 4 mm



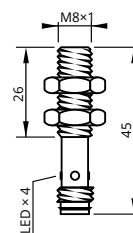
advanced  
hochentwickelt



semi-shielded  
quasi-bündig  
M8x1 | 4 mm



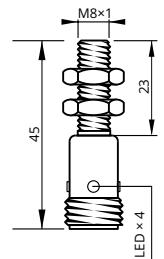
advanced  
hochentwickelt



semi-shielded  
quasi-bündig  
M8x1 | 4 mm



advanced  
hochentwickelt



4 mm	4 mm	4 mm	4 mm	4 mm
M8x1	M8x1	M8x1	M8x1	M8x1
10...30 V <sub>DC</sub>	10...30 V <sub>DC</sub>	10...30 V <sub>DC</sub>	10...30 V <sub>DC</sub>	10...30 V <sub>DC</sub>
built-in integriert	built-in integriert	built-in integriert	built-in integriert	built-in integriert
<8 mA	<8 mA	<8 mA	<8 mA	<8 mA
200 mA	200 mA	200 mA	200 mA	200 mA
built-in integriert	built-in integriert	built-in integriert	built-in integriert	built-in integriert
<1.5 V @ 200 mA	<1.5 V @ 200 mA	<1.5 V @ 200 mA	<1.5 V @ 200 mA	<1.5 V @ 200 mA
500 Hz	500 Hz	500 Hz	500 Hz	500 Hz
Alu 0.45 · Brs 0.50 · VA 0.85	Alu 0.45 · Brs 0.50 · VA 0.85	Alu 0.45 · Brs 0.50 · VA 0.85	Alu 0.45 · Brs 0.50 · VA 0.85	Alu 0.45 · Brs 0.50 · VA 0.85
<1 % (S <sub>n</sub> )	<1 % (S <sub>n</sub> )	<1 % (S <sub>n</sub> )	<1 % (S <sub>n</sub> )	<1 % (S <sub>n</sub> )
3...15 %	3...15 %	3...15 %	3...15 %	3...15 %
-25...+75 °C	-25...+75 °C	-25...+75 °C	-25...+75 °C	-25...+75 °C
IP67	IP67	IP67	IP67	IP67
POM	POM	POM	POM	POM
brass	brass	brass	brass	brass
PVC, ultra-flex	conn. M8 Stecker M8	PVC, ultra-flex	conn. M8 Stecker M8	conn. M12 Stecker M12
built-in integriert	built-in integriert	built-in integriert	built-in integriert	built-in integriert
<b>INS854PO30-A2P</b>	INS854PO32-M8	INS854PO45-A2P	INS854PO45-M8	INS854PO45-M12
INS854PC30-A2P	INS854PC32-M8	INS854PC45-A2P	INS854PC45-M8	INS854PC45-M12
INS854NO30-A2P	INS854NO32-M8	INS854NO45-A2P	INS854NO45-M8	INS854NO45-M12
INS854NC30-A2P	INS854NC32-M8	INS854NC45-A2P	INS854NC45-M8	INS854NC45-M12

Minor changes possible  
Geringfügige Änderungen möglich